

LCFF CALCULATOR

66290	5 digit District code or 7 digit School code (from the CDS code)	LEA:	Saint Helena Unified
NO	Is this calculation for a new charter school? (select from drop down list)	Projection Title:	2022-23 Original Budget
District	Projection Type	Created by:	Andrea Stubbs
04.29.2022	Projection Date	Email:	astubbs@sthelenaunified.org
		Phone:	707-967-2704

	PY3	PY2	PY1	CY	CY1	CY2	CY3	CY4
Saint Helena Unified (66290)	2019-20	2020-21	2021-22	2022-23	2023-24	2024-25	2025-26	2026-27

(1) UNIVERSAL ASSUMPTIONS

Supplemental Grant %	20.00%	20.00%	20.00%	20.00%	20.00%	20.00%	20.00%	20.00%
Concentration Grant (>55% population)	50.00%	50.00%	65.00%	65.00%	65.00%	65.00%	65.00%	65.00%
Statutory COLA & Augmentation/Suspension <i>(prefilled as calculated by the Department of Finance, DOF)</i>	3.26%	0.00%	5.07237%	5.33%	3.61%	3.64%	3.62%	3.58%
Statutory COLA	3.26%	2.31%	1.70%	5.33%	3.61%	3.64%	3.62%	3.58%
Augmentation/(COLA Suspension)	0.00%	-2.31%	3.3724%	0.00%	0.00%	0.00%	0.00%	0.00%
Base Grant Proration Factor	0.00%	0.00%	0.00%	0.00%	0.00%	0.00%	0.00%	0.00%
Add-on, ERT & MSA Proration Factor	0.00%	0.00%	0.00%	0.00%	0.00%	0.00%	0.00%	0.00%
EPA Entitlement as % of statewide adjusted Revenue Limit (Annual)	16.13801139%	70.06785065%	49.17914663%					
EPA Entitlement as % of statewide adjusted Revenue Limit (P-2)	16.08698870%	70.06785065%	49.17914663%	49.17914663%				
Local EPA Accrual	\$ -	\$ -	\$ -	\$ -	\$ -	\$ -	\$ -	\$ -
Local EPA Accrual - Prior Year								

Saint Helena Unified (66290)		2019-20	2020-21	2021-22	2022-23	2023-24	2024-25	2025-26	2026-27
(2) CHARTER SCHOOL DATA ELEMENTS REQUIRED TO CALCULATE THE LCFF									
NEW CHARTER SCHOOLS		New Charter School Name: <input style="width: 100%;" type="text"/>							
		Year that charter starts operation (select from drop down list): <input style="width: 100px;" type="text" value="2021-22"/>							
(a) TRANSFER OF IN-LIEU PROPERTY TAX									
<i>Note: Charter schools should contact sponsoring district(s) for In-lieu estimate</i>									
I-4	F-6 / F-7 In-Lieu of Property Tax	-	-	-					
(b) UNDUPLICATED PUPIL PERCENTAGE (UPP)									
A-1.2, A-2.2, A-3.2	Enrollment (second prior year)	-	-						
A-1.1, A-2.1, A-3.1	Enrollment (first prior year)	-	-						
A-1, A-2, A-3	Enrollment	-	-	-					
B-1.2, B-2.2, B-3.2	Unduplicated Pupil Count (second prior year)	-	-						
B-1.1, B-2.1, B-3.1	Unduplicated Pupil Count (first prior year)	-	-						
B-1, B-2, B-3	Unduplicated Pupil Count	-	-	-					
		<i>3-yr rolling percentage</i>	<i>3-yr rolling percentage</i>	<i>3-yr rolling percentage</i>	<i>3-yr rolling percentage</i>	<i>3-yr rolling percentage</i>	<i>3-yr rolling percentage</i>	<i>3-yr rolling percentage</i>	<i>3-yr rolling percentage</i>
	Single Year Unduplicated Pupil Percentage	0.00%	0.00%	0.00%	0.00%	0.00%	0.00%	0.00%	0.00%
C-1	Unduplicated Pupil Percentage (%)	0.00%	0.00%	0.00%	0.00%	0.00%	0.00%	0.00%	0.00%
(c) CONCENTRATION GRANT FUNDING LIMITATION: District of Physical Location									
Enter the unduplicated pupil percentage (UPP) of the district where the charter school is physically located. If the charter school has a physical location within the boundaries of more than one district, enter the highest district UPP of all locations.									
D-3	Unduplicated Pupil Percentage (%)	0.00%	0.00%	0.00%					
	Unduplicated Pupil Percentage: Supplemental Grant	0.00%	0.00%	0.00%	0.00%	0.00%	0.00%	0.00%	0.00%
	Unduplicated Pupil Percentage: Concentration Grant	0.00%	0.00%	0.00%	0.00%	0.00%	0.00%	0.00%	0.00%
(d) AVERAGE DAILY ATTENDANCE (ADA)									
Enter P2 Data - Note: Charter School ADA is always funded on Current Year									
B-1	Grades TK-3	-	-	-					
B-2	Grades 4-6	-	-	-					
B-3	Grades 7-8	-	-	-					
B-4	Grades 9-12	-	-	-					
	SUBTOTAL ADA	-	-	-	-	-	-	-	-
	RATIO: ADA to Enrollment	-	-	-	-	-	-	-	-
(e) OTHER LCFF ADJUSTMENTS									
Miscellaneous Adjustments (line H-2), include adjustments for audit penalties and special legislation. Adjustments can be positive or negative.									
Minimum State Aid Adjustments (Line J-5), captures adjustments for audit penalties and special legislation. Adjustments can be positive or negative.									
H-2	Miscellaneous Adjustments	\$ -	\$ -	\$ -					
J-5	Minimum State Aid Adjustments	\$ -	\$ -	\$ -					

Saint Helena Unified (66290)		2019-20	2020-21	2021-22	2022-23	2023-24	2024-25	2025-26	2026-27
(3) SCHOOL DISTRICT DATA ELEMENTS REQUIRED TO CALCULATE THE LCFF									
		NO		Is your district required to transfer in-lieu taxes to a charter school?					
		NO		Does your district have a necessary small school?					
(a) K-3 GRADE SPAN ADJUSTMENT FUNDING DETERMINATION									
Did your district meet the requirements of funding?		YES	YES	YES	YES	YES	YES	YES	YES
(b) PROPERTY TAXES									
C-1 A-6	Estimated Property Taxes (excluding RDA)	\$ 33,035,508	\$ 34,291,532	\$ 35,153,220	\$ 35,784,286	\$ 36,499,972	\$ 37,229,971	\$37,974,570	\$ 38,734,062
B-5	Redevelopment Agency Local Revenue	\$ -	\$ -	\$ -					
	Less In-Lieu Property Tax Transfer	\$ -	\$ -	\$ -	\$ -	\$ -	\$ -	\$ -	\$ -
	Total Local Revenue	\$ 33,035,508	\$ 34,291,532	\$ 35,153,220	\$ 35,784,286	\$ 36,499,972	\$ 37,229,971	\$ 37,974,570	\$ 38,734,062
(c) OTHER LCFF ADJUSTMENTS									
If applicable, enter adjustments for special legislation, instructional time penalties, and class size penalties populated from the Class Size Penalties exhibit. Adjustments can be positive or negative.									
H-2	Miscellaneous Adjustments	\$ -	\$ -	\$ -					
J-5	Minimum State Aid Adjustments	\$ -	\$ -	\$ -					
(d) UNDUPLICATED PUPIL PERCENTAGE									
A-1.2 / A-3.2	District Enrollment (second prior year)	1,192	1,267						
A-1.1 / A-3.1	District Enrollment (first prior year)	1,267	1,243						
A-1 / A-3	District Enrollment	1,243	1,187	1,145	1,145	1,145	1,145	1,145	1,145
A-2.2 / A-4.2	COE Enrollment (second prior year)	-	-						
A-2.1 / A-4.1	COE Enrollment (first prior year)	-	-						
A-2 / A-4	COE Enrollment	-	-	-					
	Total Enrollment	1,243	1,187	1,145	1,145	1,145	1,145	1,145	1,145
B-1.2 / B-3.2	District Unduplicated Pupil Count (second prior year)	511	538						
B-1.1 / B-3.1	District Unduplicated Pupil Count (first prior year)	538	565						
B-1 / B-3	District Unduplicated Pupil Count	565	544	520	520	520	520	520	520
B-2.2 / B-4.2	COE Unduplicated Pupil Count (second prior year)	-	-						
B-2.1 / B-4.1	COE Unduplicated Pupil Count (first prior year)	-	-						
B-2 / B-4	COE Unduplicated Pupil Count	-	-	-					
	Total Unduplicated Pupil Count	565	544	520	520	520	520	520	520
		<i>3-yr rolling percentage</i>	<i>3-yr rolling percentage</i>	<i>3-yr rolling percentage</i>	<i>3-yr rolling percentage</i>	<i>3-yr rolling percentage</i>	<i>3-yr rolling percentage</i>	<i>3-yr rolling percentage</i>	<i>3-yr rolling percentage</i>
	Single Year Unduplicated Pupil Percentage	45.45%	45.83%	45.41%	45.41%	45.41%	45.41%	45.41%	45.41%
C-1	Unduplicated Pupil Percentage (%)	43.60%	44.55%	45.57%	45.56%	45.41%	45.41%	45.41%	45.41%

Saint Helena Unified (66290)		2019-20	2020-21	2021-22	2022-23	2023-24	2024-25	2025-26	2026-27
(e) AVERAGE DAILY ATTENDANCE (ADA)									
Enter ADA by grade span. The calculator will determine the greater of current or prior year ADA (hold harmless) for each year's funding calculation .									
Current Year ADA: (P-2, Annual for Special Day Class Extended Year)									
B-1, D-6	Grades TK-3	325.38	325.38	275.27	277.33	277.33	277.33	277.33	277.33
B-2, D-7	Grades 4-6	236.15	236.15	219.18	217.45	217.45	217.45	217.45	217.45
B-3, D-8	Grades 7-8	160.39	160.39	158.98	158.15	158.15	158.15	158.15	158.15
B-4, D-9	Grades 9-12	455.27	455.27	441.23	435.06	435.06	435.06	435.06	435.06
TOTAL CURRENT YEAR ADA		1,177.19	1,177.19	1,094.66	1,087.99	1,087.99	1,087.99	1,087.99	1,087.99
Nonpublic School, NPS-Licensed Children Institutions, Community Day School: (Annual)									
E-1, D-17	Grades TK-3	-	-	-	-	-	-	-	-
E-2, D-18	Grades 4-6	-	-	-	-	-	-	-	-
E-3, D-19	Grades 7-8	-	-	-	-	-	-	-	-
E-4, D-20	Grades 9-12	-	-	-	-	-	-	-	-
TOTAL NPS-CDS (Annual)		-	-	-	-	-	-	-	-
District Basic Aid ADA funded outside of the LCFF (Court Ordered, Voluntary Tfr. & Open Enrollment) <i>(For calculating EPA only; this ADA is not included in the LCFF funding calculation).</i>									
DISTRICT TOTAL		1,177.19	1,177.19	1,094.66	1,087.99	1,087.99	1,087.99	1,087.99	1,087.99
County Operated Programs, e.g. Community School, Special Ed: (P-2 / Annual)									
E-6, E-11	Grades TK-3	-	-	-	-	-	-	-	-
E-7, E-12	Grades 4-6	-	-	-	-	-	-	-	-
E-8, E-13	Grades 7-8	-	-	-	-	-	-	-	-
E-9, E-14	Grades 9-12	-	-	-	-	-	-	-	-
COUNTY TOTAL		-	-	-	-	-	-	-	-
RATIO: District ADA-to-Enrollment		94.71%	99.17%	95.60%	95.02%	95.02%	95.02%	95.02%	95.02%
RATIO: County ADA-to-Enrollment		0.00%	0.00%	0.00%	0.00%	0.00%	0.00%	0.00%	0.00%
(f) PRIOR YEAR GUARANTEE ADJUSTMENT FOR CHARTER SHIFT									
If applicable, enter prior year ADA for students transferring to or from district-sponsored charter schools. Report the prior year ADA for these students in the current year field, using the grade span the students were enrolled in during the prior year.									
ADA transfer: Student from District to Charter (cross fiscal year)									
A-6	Grades TK-3	-	-	-	-	-	-	-	-
A-7	Grades 4-6	-	-	-	-	-	-	-	-
A-8	Grades 7-8	-	-	-	-	-	-	-	-
A-9	Grades 9-12	-	-	-	-	-	-	-	-
ADA transfer: Student from Charter to District (cross fiscal year)		-	-	-	-	-	-	-	-
A-11	Grades TK-3	-	-	-	-	-	-	-	-
A-12	Grades 4-6	-	-	-	-	-	-	-	-
A-13	Grades 7-8	-	-	-	-	-	-	-	-
A-14	Grades 9-12	-	-	-	-	-	-	-	-

Saint Helena Unified (66290)	2019-20	2020-21	2021-22	2022-23	2023-24	2024-25	2025-26	2026-27
Difference (if diff. < 0, no adj. to PY ADA)	-	-	-	-	-	-	-	-

Saint Helena Unified (66290)			2019-20	2020-21	2021-22	2022-23	2023-24	2024-25	2025-26	2026-27
(4) NECESSARY SMALL SCHOOLS ADA										
Enter current and prior year ADA for each school that is eligible to be funded as a necessary small school in the year NSS funding is anticipated.										
1 NSS #1			School Code:							
A-1	Current Year P2 ADA:	Grades TK-3	-	-	-					
A-2		Grades 4-6	-	-	-					
A-3		Grades 7-8	-	-	-					
B-1		Grades 9-12	-	-	-					
		TOTAL		-	-	-	-	-	-	-
A-5, B-2	Number of FTE		-	-	-					
	<i>Is this school eligible for NSS funding?</i>		Eligible	Eligible	Eligible	Eligible	Eligible	Eligible	Eligible	Eligible
	Type of school		Not NSS	Not NSS	Not NSS	Not NSS	Not NSS	Not NSS	Not NSS	Not NSS
	Best funding option calculated is:		LCFF	LCFF	LCFF	LCFF	LCFF	LCFF	LCFF	LCFF
	Select funding method:		LCFF	LCFF	LCFF	LCFF	LCFF	LCFF	LCFF	LCFF
2 NSS #2			School Code:							
A-1	Current Year P2 ADA:	Grades TK-3	-	-	-					
A-2		Grades 4-6	-	-	-					
A-3		Grades 7-8	-	-	-					
B-1		Grades 9-12	-	-	-					
		TOTAL		-	-	-	-	-	-	-
A-5, B-2	Number of FTE		-	-	-					
	<i>Is this school eligible for NSS funding?</i>		Eligible	Eligible	Eligible	Eligible	Eligible	Eligible	Eligible	Eligible
	Type of school		Not NSS	Not NSS	Not NSS	Not NSS	Not NSS	Not NSS	Not NSS	Not NSS
	Best funding option calculated is:		LCFF	LCFF	LCFF	LCFF	LCFF	LCFF	LCFF	LCFF
	Select funding method:		LCFF	LCFF	LCFF	LCFF	LCFF	LCFF	LCFF	LCFF

Saint Helena Unified (66290)			2019-20	2020-21	2021-22	2022-23	2023-24	2024-25	2025-26	2026-27
3 NSS #3			School Code:							
A-1	Current Year P2 ADA:	Grades TK-3	-	-	-					
A-2		Grades 4-6	-	-	-					
A-3		Grades 7-8	-	-	-					
B-1		Grades 9-12	-	-	-					
		TOTAL		-	-	-	-	-	-	-
A-5, B-2	Number of FTE		-	-	-					
	<i>Is this school eligible for NSS funding?</i>		Eligible	Eligible	Eligible	Eligible	Eligible	Eligible	Eligible	Eligible
	Type of school		Not NSS	Not NSS	Not NSS	Not NSS	Not NSS	Not NSS	Not NSS	Not NSS
	Best funding option calculated is:		LCFF	LCFF	LCFF	LCFF	LCFF	LCFF	LCFF	LCFF
	Select funding method:		LCFF	LCFF	LCFF	LCFF	LCFF	LCFF	LCFF	LCFF
4 NSS #4			School Code:							
A-1	Current Year P2 ADA:	Grades TK-3	-	-	-					
A-2		Grades 4-6	-	-	-					
A-3		Grades 7-8	-	-	-					
B-1		Grades 9-12	-	-	-					
		TOTAL		-	-	-	-	-	-	-
A-5, B-2	Number of FTE		-	-	-					
	<i>Is this school eligible for NSS funding?</i>		Eligible	Eligible	Eligible	Eligible	Eligible	Eligible	Eligible	Eligible
	Type of school		Not NSS	Not NSS	Not NSS	Not NSS	Not NSS	Not NSS	Not NSS	Not NSS
	Best funding option calculated is:		LCFF	LCFF	LCFF	LCFF	LCFF	LCFF	LCFF	LCFF
	Select funding method:		LCFF	LCFF	LCFF	LCFF	LCFF	LCFF	LCFF	LCFF
5 NSS #5			School Code:							
A-1	Current Year P2 ADA:	Grades TK-3	-	-	-					
A-2		Grades 4-6	-	-	-					
A-3		Grades 7-8	-	-	-					
B-1		Grades 9-12	-	-	-					
		TOTAL		-	-	-	-	-	-	-
A-5, B-2	Number of FTE		-	-	-					
	<i>Is this school eligible for NSS funding?</i>		Eligible	Eligible	Eligible	Eligible	Eligible	Eligible	Eligible	Eligible
	Type of school		Not NSS	Not NSS	Not NSS	Not NSS	Not NSS	Not NSS	Not NSS	Not NSS
	Best funding option calculated is:		LCFF	LCFF	LCFF	LCFF	LCFF	LCFF	LCFF	LCFF
	Select funding method:		LCFF	LCFF	LCFF	LCFF	LCFF	LCFF	LCFF	LCFF

Saint Helena Unified (66290)	2019-20	2020-21	2021-22	2022-23	2023-24	2024-25	2025-26	2026-27
-------------------------------------	----------------	----------------	----------------	----------------	----------------	----------------	----------------	----------------

(5) IN-LIEU OF PROPERTY TAX CALCULATION FOR CHARTER SCHOOLS

(a) ALTERNATIVE CALCULATION TOOL

Only use this section to override the calculated in-lieu of property tax results with a locally determined calculation.

1. Clear the prepopulated number '1' from the box located to the right	1							
2. Local calculation of total in-lieu property taxes								

(b) IN-LIEU TAX CALCULATION BY CHARTER SCHOOL (Note: Charters MUST be numbered to bring results into the District In-Lieu Taxes tab)

Enter the name and ADA for each charter school. Basic Aid districts are required to transfer in-lieu taxes based on grade span funding rates. To reduce data entry, non-basic aid districts can enter the total ADA for each year into a single grade span.

1	Charter Name							
	Charter ADA by grade span							
	Grades K-3							
	Grades 4-6							
	Grades 7-8							
	Grades 9-12							
Total ADA		-	-	-	-	-	-	-
2	Charter Name							
	Charter ADA by grade span							
	Grades K-3							
	Grades 4-6							
	Grades 7-8							
	Grades 9-12							
Total ADA		-	-	-	-	-	-	-
3	Charter Name							
	Charter ADA by grade span							
	Grades K-3							
	Grades 4-6							
	Grades 7-8							
	Grades 9-12							
Total ADA		-	-	-	-	-	-	-

Saint Helena Unified (66290)		2019-20	2020-21	2021-22	2022-23	2023-24	2024-25	2025-26	2026-27
4	Charter Name	<input type="text"/>							
	Charter ADA by grade span								
	Grades K-3								
	Grades 4-6								
	Grades 7-8								
	Grades 9-12								
Total ADA		-	-	-	-	-	-	-	-
5	Charter Name	<input type="text"/>							
	Charter ADA by grade span								
	Grades K-3								
	Grades 4-6								
	Grades 7-8								
	Grades 9-12								
Total ADA		-	-	-	-	-	-	-	-
6	Charter Name	<input type="text"/>							
	Charter ADA by grade span								
	Grades K-3								
	Grades 4-6								
	Grades 7-8								
	Grades 9-12								
Total ADA		-	-	-	-	-	-	-	-
7	Charter Name	<input type="text"/>							
	Charter ADA by grade span								
	Grades K-3								
	Grades 4-6								
	Grades 7-8								
	Grades 9-12								
Total ADA		-	-	-	-	-	-	-	-
8	Charter Name	<input type="text"/>							
	Charter ADA by grade span								
	Grades K-3								
	Grades 4-6								
	Grades 7-8								
	Grades 9-12								
Total ADA		-	-	-	-	-	-	-	-

Saint Helena Unified (66290)		2019-20	2020-21	2021-22	2022-23	2023-24	2024-25	2025-26	2026-27
9	Charter Name	<input type="text"/>							
	Charter ADA by grade span								
	Grades K-3								
	Grades 4-6								
	Grades 7-8								
	Grades 9-12								
Total ADA		-	-	-	-	-	-	-	-
10	Charter Name	<input type="text"/>							
	Charter ADA by grade span								
	Grades K-3								
	Grades 4-6								
	Grades 7-8								
	Grades 9-12								
Total ADA		-	-	-	-	-	-	-	-
11	Charter Name	<input type="text"/>							
	Charter ADA by grade span								
	Grades K-3								
	Grades 4-6								
	Grades 7-8								
	Grades 9-12								
Total ADA		-	-	-	-	-	-	-	-
12	Charter Name	<input type="text"/>							
	Charter ADA by grade span								
	Grades K-3								
	Grades 4-6								
	Grades 7-8								
	Grades 9-12								
Total ADA		-	-	-	-	-	-	-	-
13	Charter Name	<input type="text"/>							
	Charter ADA by grade span								
	Grades K-3								
	Grades 4-6								
	Grades 7-8								
	Grades 9-12								
Total ADA		-	-	-	-	-	-	-	-

Saint Helena Unified (66290)		2019-20	2020-21	2021-22	2022-23	2023-24	2024-25	2025-26	2026-27
14	Charter Name	<input type="text"/>							
	Charter ADA by grade span								
	Grades K-3								
	Grades 4-6								
	Grades 7-8								
	Grades 9-12								
Total ADA		-	-	-	-	-	-	-	-
15	Charter Name	<input type="text"/>							
	Charter ADA by grade span								
	Grades K-3								
	Grades 4-6								
	Grades 7-8								
	Grades 9-12								
Total ADA		-	-	-	-	-	-	-	-
16	Charter Name	<input type="text"/>							
	Charter ADA by grade span								
	Grades K-3								
	Grades 4-6								
	Grades 7-8								
	Grades 9-12								
Total ADA		-	-	-	-	-	-	-	-
17	Charter Name	<input type="text"/>							
	Charter ADA by grade span								
	Grades K-3								
	Grades 4-6								
	Grades 7-8								
	Grades 9-12								
Total ADA		-	-	-	-	-	-	-	-
18	Charter Name	<input type="text"/>							
	Charter ADA by grade span								
	Grades K-3								
	Grades 4-6								
	Grades 7-8								
	Grades 9-12								
Total ADA		-	-	-	-	-	-	-	-

Saint Helena Unified (66290)		2019-20	2020-21	2021-22	2022-23	2023-24	2024-25	2025-26	2026-27
19	Charter Name	<input type="text"/>							
	Charter ADA by grade span								
	Grades K-3								
	Grades 4-6								
	Grades 7-8								
	Grades 9-12								
Total ADA		-	-	-	-	-	-	-	-
20	Charter Name	<input type="text"/>							
	Charter ADA by grade span								
	Grades K-3								
	Grades 4-6								
	Grades 7-8								
	Grades 9-12								
Total ADA		-	-	-	-	-	-	-	-
21	Charter Name	<input type="text"/>							
	Charter ADA by grade span								
	Grades K-3								
	Grades 4-6								
	Grades 7-8								
	Grades 9-12								
Total ADA		-	-	-	-	-	-	-	-
22	Charter Name	<input type="text"/>							
	Charter ADA by grade span								
	Grades K-3								
	Grades 4-6								
	Grades 7-8								
	Grades 9-12								
Total ADA		-	-	-	-	-	-	-	-
23	Charter Name	<input type="text"/>							
	Charter ADA by grade span								
	Grades K-3								
	Grades 4-6								
	Grades 7-8								
	Grades 9-12								
Total ADA		-	-	-	-	-	-	-	-

Saint Helena Unified (66290)		2019-20	2020-21	2021-22	2022-23	2023-24	2024-25	2025-26	2026-27
24	Charter Name	<input type="text"/>							
	Charter ADA by grade span								
	Grades K-3								
	Grades 4-6								
	Grades 7-8								
	Grades 9-12								
Total ADA		-	-	-	-	-	-	-	-
25	Charter Name	<input type="text"/>							
	Charter ADA by grade span								
	Grades K-3								
	Grades 4-6								
	Grades 7-8								
	Grades 9-12								
Total ADA		-	-	-	-	-	-	-	-
26	Charter Name	<input type="text"/>							
	Charter ADA by grade span								
	Grades K-3								
	Grades 4-6								
	Grades 7-8								
	Grades 9-12								
Total ADA		-	-	-	-	-	-	-	-
27	Charter Name	<input type="text"/>							
	Charter ADA by grade span								
	Grades K-3								
	Grades 4-6								
	Grades 7-8								
	Grades 9-12								
Total ADA		-	-	-	-	-	-	-	-
28	Charter Name	<input type="text"/>							
	Charter ADA by grade span								
	Grades K-3								
	Grades 4-6								
	Grades 7-8								
	Grades 9-12								
Total ADA		-	-	-	-	-	-	-	-

Saint Helena Unified (66290)		2019-20	2020-21	2021-22	2022-23	2023-24	2024-25	2025-26	2026-27
29	Charter Name	<input type="text"/>							
	Charter ADA by grade span								
	Grades K-3								
	Grades 4-6								
	Grades 7-8								
	Grades 9-12								
Total ADA		-	-	-	-	-	-	-	-
30	Charter Name	<input type="text"/>							
	Charter ADA by grade span								
	Grades K-3								
	Grades 4-6								
	Grades 7-8								
	Grades 9-12								
Total ADA		-	-	-	-	-	-	-	-
31	Charter Name	<input type="text"/>							
	Charter ADA by grade span								
	Grades K-3								
	Grades 4-6								
	Grades 7-8								
	Grades 9-12								
Total ADA		-	-	-	-	-	-	-	-
32	Charter Name	<input type="text"/>							
	Charter ADA by grade span								
	Grades K-3								
	Grades 4-6								
	Grades 7-8								
	Grades 9-12								
Total ADA		-	-	-	-	-	-	-	-
33	Charter Name	<input type="text"/>							
	Charter ADA by grade span								
	Grades K-3								
	Grades 4-6								
	Grades 7-8								
	Grades 9-12								
Total ADA		-	-	-	-	-	-	-	-

Saint Helena Unified (66290)		2019-20	2020-21	2021-22	2022-23	2023-24	2024-25	2025-26	2026-27
34	Charter Name	<input type="text"/>							
	Charter ADA by grade span								
	Grades K-3								
	Grades 4-6								
	Grades 7-8								
	Grades 9-12								
Total ADA		-	-	-	-	-	-	-	-
35	Charter Name	<input type="text"/>							
	Charter ADA by grade span								
	Grades K-3								
	Grades 4-6								
	Grades 7-8								
	Grades 9-12								
Total ADA		-	-	-	-	-	-	-	-
36	Charter Name	<input type="text"/>							
	Charter ADA by grade span								
	Grades K-3								
	Grades 4-6								
	Grades 7-8								
	Grades 9-12								
Total ADA		-	-	-	-	-	-	-	-
37	Charter Name	<input type="text"/>							
	Charter ADA by grade span								
	Grades K-3								
	Grades 4-6								
	Grades 7-8								
	Grades 9-12								
Total ADA		-	-	-	-	-	-	-	-
38	Charter Name	<input type="text"/>							
	Charter ADA by grade span								
	Grades K-3								
	Grades 4-6								
	Grades 7-8								
	Grades 9-12								
Total ADA		-	-	-	-	-	-	-	-

Saint Helena Unified (66290)		2019-20	2020-21	2021-22	2022-23	2023-24	2024-25	2025-26	2026-27
39	Charter Name	<input type="text"/>							
	Charter ADA by grade span								
	Grades K-3								
	Grades 4-6								
	Grades 7-8								
	Grades 9-12								
Total ADA		-	-	-	-	-	-	-	-
40	Charter Name	<input type="text"/>							
	Charter ADA by grade span								
	Grades K-3								
	Grades 4-6								
	Grades 7-8								
	Grades 9-12								
Total ADA		-	-	-	-	-	-	-	-
41	Charter Name	<input type="text"/>							
	Charter ADA by grade span								
	Grades K-3								
	Grades 4-6								
	Grades 7-8								
	Grades 9-12								
Total ADA		-	-	-	-	-	-	-	-
42	Charter Name	<input type="text"/>							
	Charter ADA by grade span								
	Grades K-3								
	Grades 4-6								
	Grades 7-8								
	Grades 9-12								
Total ADA		-	-	-	-	-	-	-	-
43	Charter Name	<input type="text"/>							
	Charter ADA by grade span								
	Grades K-3								
	Grades 4-6								
	Grades 7-8								
	Grades 9-12								
Total ADA		-	-	-	-	-	-	-	-

Saint Helena Unified (66290)		2019-20	2020-21	2021-22	2022-23	2023-24	2024-25	2025-26	2026-27
44	Charter Name	<input type="text"/>							
	Charter ADA by grade span								
	Grades K-3								
	Grades 4-6								
	Grades 7-8								
	Grades 9-12								
Total ADA		-	-	-	-	-	-	-	-
45	Charter Name	<input type="text"/>							
	Charter ADA by grade span								
	Grades K-3								
	Grades 4-6								
	Grades 7-8								
	Grades 9-12								
Total ADA		-	-	-	-	-	-	-	-
46	Charter Name	<input type="text"/>							
	Charter ADA by grade span								
	Grades K-3								
	Grades 4-6								
	Grades 7-8								
	Grades 9-12								
Total ADA		-	-	-	-	-	-	-	-
47	Charter Name	<input type="text"/>							
	Charter ADA by grade span								
	Grades K-3								
	Grades 4-6								
	Grades 7-8								
	Grades 9-12								
Total ADA		-	-	-	-	-	-	-	-
48	Charter Name	<input type="text"/>							
	Charter ADA by grade span								
	Grades K-3								
	Grades 4-6								
	Grades 7-8								
	Grades 9-12								
Total ADA		-	-	-	-	-	-	-	-

Saint Helena Unified (66290)		2019-20	2020-21	2021-22	2022-23	2023-24	2024-25	2025-26	2026-27
49	Charter Name	<input type="text"/>							
	Charter ADA by grade span								
	Grades K-3								
	Grades 4-6								
	Grades 7-8								
	Grades 9-12								
Total ADA		-	-	-	-	-	-	-	-
50	Charter Name	<input type="text"/>							
	Charter ADA by grade span								
	Grades K-3								
	Grades 4-6								
	Grades 7-8								
	Grades 9-12								
Total ADA		-	-	-	-	-	-	-	-

Saint Helena Unified (66290) - 2022-23 Original Budget						
LOCAL CONTROL FUNDING FORMULA						2019-20
LCFF ENTITLEMENT CALCULATION						
Calculation Factors	COLA & Augmentation		Base Grant Proration	Unduplicated Pupil Percentage		Total
	ADA	Base	Grade Span	Supplemental	Concentration	
	3.26%		0.00%	43.60%	43.60%	
Grades TK-3	318.63	\$ 7,702	\$ 801	\$ 741	\$ -	\$ 2,945,563
Grades 4-6	232.44	7,818		682	-	1,975,677
Grades 7-8	181.92	8,050		702	-	1,592,157
Grades 9-12	469.37	9,329	243	835	-	4,884,583
Subtract Necessary Small School ADA and Funding	-	-	-	-	-	-
Total Base, Supplemental, and Concentration Grant		\$ 10,114,513	\$ 369,280	\$ 914,187	\$ -	\$ 11,397,980
NSS Allowance		-	-	-	-	-
TOTAL BASE	1,202.36	\$ 10,114,513	\$ 369,280	\$ 914,187	\$ -	\$ 11,397,980
ADD ONS:						
Targeted Instructional Improvement Block Grant						\$ 104,087
Home-to-School Transportation						231,880
Small School District Bus Replacement Program						-
ECONOMIC RECOVERY TARGET PAYMENT						-
LCFF ENTITLEMENT						\$ 11,733,947
STATE AID CALCULATION						
Miscellaneous Adjustments						-
Adjusted LCFF Entitlement						11,733,947
Local Revenue (including RDA)						(33,035,508)
Gross State Aid						\$ -
MINIMUM STATE AID CALCULATION						
			12-13 Rate	2019-20 ADA		Minimum State Aid
2012-13 RL/Charter Gen BG adjusted for ADA			\$ 5,869.28	1,202.36		\$ 7,056,988
2012-13 NSS Allowance (deficit)			\$ -			-
Minimum State Aid Adjustments						-
Less Current Year Property Taxes/In-Lieu						(33,035,508)
Subtotal State Aid for Historical RL/Charter General BG						-
Categorical funding from 2012-13 net of fair share reduction						481,492
Charter School Categorical Block Grant adjusted for ADA						-
Minimum State Aid Guarantee Before Proration Factor						481,492
Proration Factor						-
Minimum State Aid Guarantee						\$ 481,492
CHARTER SCHOOL MINIMUM STATE AID OFFSET						
LCFF Entitlement						-
Minimum State Aid plus Property Taxes including RDA						-
Offset						-
Minimum State Aid Prior to Offset						-
Total Minimum State Aid with Offset						-
GROSS STATE AID						\$ 481,492
ADDITIONAL STATE AID						\$ -
LCFF Entitlement (before COE transfer, Choice & Charter Supplemental)						\$ 11,733,947
Change Over Prior Year						-
LCFF Entitlement Per ADA						\$ 9,759
Per-ADA Change Over Prior Year						-
Basic Aid Status (school districts only)						Basic Aid
LCFF SOURCES INCLUDING EXCESS TAXES						
						2019-20
State Aid						\$ 481,492
Education Protection Account						240,472
Property Taxes Net of In-Lieu Transfers						33,035,508
Charter In-Lieu Taxes						-
Total LCFF (Excludes Basic Aid Choice and Basic Aid Supplemental Funding)						\$ 33,757,472

Saint Helena Unified (66290) - 2022-23 Original Budget		04.29.2022		v.23.1a									
LOCAL CONTROL FUNDING FORMULA						2020-21		2021-22					
LCFF ENTITLEMENT CALCULATION													
		COLA & Augmentation		Base Grant Proration		Unduplicated Pupil Percentage		COLA & Augmentation		Base Grant Proration		Unduplicated Pupil Percentage	
Calculation Factors		0.00%		0.00%		44.55% 44.55%		5.07%		0.00%		45.57% 45.57%	
		ADA	Base	Grade Span	Supplemental	Concentration	Total	ADA	Base	Grade Span	Supplemental	Concentration	Total
Grades TK-3		325.38	\$ 7,702	\$ 801	\$ 758	\$ -	\$ 3,013,220	325.38	\$ 8,093	\$ 842	\$ 814	\$ -	\$ 3,172,239
Grades 4-6		236.15	7,818		697	-	2,010,719	236.15	8,215		749	-	2,116,781
Grades 7-8		160.39	8,050		717	-	1,406,181	160.39	8,458		771	-	1,480,218
Grades 9-12		455.27	9,329	243	853	-	4,746,128	455.27	9,802	255	917	-	4,995,948
Subtract Necessary Small School ADA and Funding		-	-	-	-	-	-	-	-	-	-	-	-
Total Base, Supplemental, and Concentration Grant			\$ 9,890,652	\$ 371,259	\$ 914,337	\$ -	\$ 11,176,248		\$ 10,392,408	\$ 390,063	\$ 982,715	\$ -	\$ 11,765,186
NSS Allowance			-	-	-	-	-		-	-	-	-	-
TOTAL BASE		1,177.19	\$ 9,890,652	\$ 371,259	\$ 914,337	\$ -	\$ 11,176,248	1,177.19	\$ 10,392,408	\$ 390,063	\$ 982,715	\$ -	\$ 11,765,186
ADD ONS:													
Targeted Instructional Improvement Block Grant							\$ 104,087						\$ 104,087
Home-to-School Transportation							231,880						231,880
Small School District Bus Replacement Program							-						-
ECONOMIC RECOVERY TARGET PAYMENT							-						-
LCFF ENTITLEMENT							\$ 11,512,215						\$ 12,101,153
STATE AID CALCULATION													
Miscellaneous Adjustments							-						-
Adjusted LCFF Entitlement							11,512,215						12,101,153
Local Revenue (including RDA)							(34,291,532)						(35,153,220)
Gross State Aid							\$ -						\$ -
MINIMUM STATE AID CALCULATION													
				12-13 Rate	2020-21 ADA		Minimum State Aid			12-13 Rate	2021-22 ADA		Minimum State Aid
2012-13 RL/Charter Gen BG adjusted for ADA				\$ 5,869.28	1,177.19		\$ 6,909,258			\$ 5,869.28	1,177.19		\$ 6,909,258
2012-13 NSS Allowance (deficit)				\$ -			-			\$ -			-
Minimum State Aid Adjustments							-						-
Less Current Year Property Taxes/In-Lieu							(34,291,532)						(35,153,220)
Subtotal State Aid for Historical RL/Charter General BG							-						-
Categorical funding from 2012-13 net of fair share reduction							481,492						481,492
Charter School Categorical Block Grant adjusted for ADA							-						-
Minimum State Aid Guarantee Before Proration Factor							481,492						481,492
Proration Factor							0.00%						0.00%
Minimum State Aid Guarantee							\$ 481,492						\$ 481,492
CHARTER SCHOOL MINIMUM STATE AID OFFSET													
LCFF Entitlement							-						-
Minimum State Aid plus Property Taxes including RDA							-						-
Offset							-						-
Minimum State Aid Prior to Offset							-						-
Total Minimum State Aid with Offset							-						-
GROSS STATE AID							\$ 481,492						\$ 481,492
ADDITIONAL STATE AID							\$ -						\$ -
LCFF Entitlement (before COE transfer, Choice & Charter Supplemental)							\$ 11,512,215						\$ 12,101,153
Change Over Prior Year				-1.89%	(221,732)					5.12%	588,938		
LCFF Entitlement Per ADA							9,779						10,280
Per-ADA Change Over Prior Year				0.20%	20					5.12%	501		
Basic Aid Status (school districts only)							Basic Aid						Basic Aid
LCFF SOURCES INCLUDING EXCESS TAXES													
					Increase		2020-21				Increase		2021-22
State Aid		0.00%			-		\$ 481,492		0.00%		-		\$ 481,492
Education Protection Account							235,438						235,438
Property Taxes Net of In-Lieu Transfers				3.80%	1,256,024		34,291,532		2.51%		861,688		35,153,220
Charter In-Lieu Taxes				0.00%	-		-		0.00%		-		-
Total LCFF (Excludes Basic Aid Choice and Basic Aid Supplemental Funding)				3.72%	1,256,024		\$ 35,008,462		2.46%		861,688		\$ 35,870,150

Saint Helena Unified (66290) - 2022-23 Original Budget		04.29.2022		v.23.1a		v.23.1a	
LOCAL CONTROL FUNDING FORMULA				2022-23		2023-24	
LCFF ENTITLEMENT CALCULATION							
		COLA & Augmentation		Base Grant Proration		Unduplicated Pupil Percentage	
Calculation Factors		5.33%		0.00%		45.56% 45.56%	
		3.61%		0.00%		45.41% 45.41%	
		ADA	Base	Grade Span	Supplemental	Concentration	Total
Grades TK-3		275.27	\$ 8,524	\$ 886	\$ 857	\$ -	\$ 2,826,318
Grades 4-6		219.18	8,653		788	-	2,069,380
Grades 7-8		158.98	8,909		812	-	1,545,411
Grades 9-12		441.23	10,324	268	965	-	5,099,358
Subtract Necessary Small School ADA and Funding		-	-	-	-	-	-
Total Base, Supplemental, and Concentration Grant			\$ 10,214,578	\$ 362,139	\$ 963,750	\$ -	\$ 11,540,467
NSS Allowance			-	-	-	-	-
TOTAL BASE		1,094.66	\$ 10,214,578	\$ 362,139	\$ 963,750	\$ -	\$ 11,540,467
ADD ONS:							
Targeted Instructional Improvement Block Grant						\$ 104,087	\$ 104,087
Home-to-School Transportation						231,880	231,880
Small School District Bus Replacement Program						-	-
ECONOMIC RECOVERY TARGET PAYMENT							
LCFF ENTITLEMENT							\$ 11,876,434
STATE AID CALCULATION							
Miscellaneous Adjustments							-
Adjusted LCFF Entitlement						11,876,434	12,213,199
Local Revenue (including RDA)						(35,784,286)	(36,499,972)
Gross State Aid						\$ -	\$ -
MINIMUM STATE AID CALCULATION							
			12-13 Rate	2022-23 ADA	Minimum State Aid	12-13 Rate	2023-24 ADA
2012-13 RL/Charter Gen BG adjusted for ADA			\$ 5,869.28	1,094.66	\$ 6,424,866	\$ 5,869.28	1,087.99
2012-13 NSS Allowance (deficit)					-		-
Minimum State Aid Adjustments					-		-
Less Current Year Property Taxes/In-Lieu					(35,784,286)		(36,499,972)
Subtotal State Aid for Historical RL/Charter General BG					-		-
Categorical funding from 2012-13 net of fair share reduction					481,492		481,492
Charter School Categorical Block Grant adjusted for ADA					-		-
Minimum State Aid Guarantee Before Proration Factor					481,492		481,492
Proration Factor					0.00%		0.00%
Minimum State Aid Guarantee					\$ 481,492		\$ 481,492
CHARTER SCHOOL MINIMUM STATE AID OFFSET							
LCFF Entitlement					-		-
Minimum State Aid plus Property Taxes including RDA					-		-
Offset					-		-
Minimum State Aid Prior to Offset					-		-
Total Minimum State Aid with Offset					-		-
GROSS STATE AID					\$ 481,492		\$ 481,492
ADDITIONAL STATE AID					\$ -		\$ -
LCFF Entitlement (before COE transfer, Choice & Charter Supplemental)					\$ 11,876,434		\$ 12,213,199
Change Over Prior Year			-1.86%	(224,719)		2.84%	336,765
LCFF Entitlement Per ADA					10,849		11,225
Per-ADA Change Over Prior Year			5.54%	569		3.47%	376
Basic Aid Status (school districts only)					Basic Aid		Basic Aid
LCFF SOURCES INCLUDING EXCESS TAXES							
			Increase	2022-23	Increase	2023-24	
State Aid		0.00%	-	\$ 481,492	0.00%	-	\$ 481,492
Education Protection Account				-			-
Property Taxes Net of In-Lieu Transfers		1.80%	631,066	35,784,286	2.00%	715,686	36,499,972
Charter In-Lieu Taxes		0.00%	-	-	0.00%	-	-
Total LCFF (Excludes Basic Aid Choice and Basic Aid Supplemental Funding)		1.76%	631,066	\$ 36,265,778	1.97%	715,686	\$ 36,981,464

Saint Helena Unified (66290) - 2022-23 Original Budget							v.23.1a	Saint Helena Unified (66290) - 2022-23 Original Budget							v.23.1a		
LOCAL CONTROL FUNDING FORMULA							2024-25	LOCAL CONTROL FUNDING FORMULA							2025-26		
LCFF ENTITLEMENT CALCULATION								LCFF ENTITLEMENT CALCULATION									
		COLA & Augmentation		Base Grant Proration		Unduplicated Pupil Percentage					COLA & Augmentation		Base Grant Proration		Unduplicated Pupil Percentage		
Calculation Factors		3.64%		0.00%		45.41% 45.41%					3.62%		0.00%		45.41% 45.41%		
	ADA	Base	Grade Span	Supplemental	Concentration	Total		ADA	Base	Grade Span	Supplemental	Concentration	Total				
Grades TK-3	277.33	\$ 9,153	\$ 952	\$ 918	\$ -	\$ 3,056,936		277.33	\$ 9,484	\$ 986	\$ 951	\$ -	\$ 3,167,354				
Grades 4-6	217.45	9,291		844	-	2,203,814		217.45	9,627		874	-	2,283,513				
Grades 7-8	158.15	9,567		869	-	1,650,434		158.15	9,913		900	-	1,710,123				
Grades 9-12	435.06	11,086	288	1,033	-	5,397,783		435.06	11,487	299	1,070	-	5,593,307				
Subtract Necessary Small School ADA and Funding	-	-	-	-	-	-		-	-	-	-	-	-				
Total Base, Supplemental, and Concentration Grant		\$ 10,894,825	\$ 389,316	\$ 1,024,826	\$ -	\$ 12,308,967			\$ 11,288,864	\$ 403,530	\$ 1,061,903	\$ -	\$ 12,754,297				
NSS Allowance		-	-	-	-	-			-	-	-	-	-				
TOTAL BASE	1,087.99	\$ 10,894,825	\$ 389,316	\$ 1,024,826	\$ -	\$ 12,308,967		1,087.99	\$ 11,288,864	\$ 403,530	\$ 1,061,903	\$ -	\$ 12,754,297				
ADD ONS:																	
Targeted Instructional Improvement Block Grant						\$ 104,087							\$ 104,087				
Home-to-School Transportation						231,880							231,880				
Small School District Bus Replacement Program						-							-				
ECONOMIC RECOVERY TARGET PAYMENT						-							-				
LCFF ENTITLEMENT						\$ 12,644,934							\$ 13,090,264				
STATE AID CALCULATION																	
Miscellaneous Adjustments						-							-				
Adjusted LCFF Entitlement						12,644,934							13,090,264				
Local Revenue (including RDA)						(37,229,971)							(37,974,570)				
Gross State Aid						\$ -							\$ -				
MINIMUM STATE AID CALCULATION																	
			12-13 Rate	2024-25 ADA		Minimum State Aid		12-13 Rate	2025-26 ADA		Minimum State Aid						
2012-13 RL/Charter Gen BG adjusted for ADA			\$ 5,869.28	1,087.99		\$ 6,385,718		\$ 5,869.28	1,087.99		\$ 6,385,718						
2012-13 NSS Allowance (deficit)						-					-						
Minimum State Aid Adjustments						-					-						
Less Current Year Property Taxes/In-Lieu						(37,229,971)					(37,974,570)						
Subtotal State Aid for Historical RL/Charter General BG						-					-						
Categorical funding from 2012-13 net of fair share reduction						481,492					481,492						
Charter School Categorical Block Grant adjusted for ADA						-					-						
Minimum State Aid Guarantee Before Proration Factor						481,492					481,492						
Proration Factor						0.00%					0.00%						
Minimum State Aid Guarantee						\$ 481,492					\$ 481,492						
CHARTER SCHOOL MINIMUM STATE AID OFFSET																	
LCFF Entitlement						-					-						
Minimum State Aid plus Property Taxes including RDA						-					-						
Offset						-					-						
Minimum State Aid Prior to Offset						-					-						
Total Minimum State Aid with Offset						-					-						
GROSS STATE AID						\$ 481,492					\$ 481,492						
ADDITIONAL STATE AID						\$ -					\$ -						
LCFF Entitlement (before COE transfer, Choice & Charter Supplemental)						\$ 12,644,934					\$ 13,090,264						
Change Over Prior Year			3.53%	431,735					3.52%	445,330							
LCFF Entitlement Per ADA						11,622					12,032						
Per-ADA Change Over Prior Year			3.54%	397					3.53%	410							
Basic Aid Status (school districts only)						Basic Aid					Basic Aid						
LCFF SOURCES INCLUDING EXCESS TAXES																	
				Increase		2024-25				Increase		2025-26					
State Aid		0.00%		-		\$ 481,492			0.00%	-		\$ 481,492					
Education Protection Account						-					-						
Property Taxes Net of In-Lieu Transfers			0.00%	-		37,229,971			0.00%	-		37,974,570					
Charter In-Lieu Taxes			0.00%	-		-			0.00%	-		-					
Total LCFF (Excludes Basic Aid Choice and Basic Aid Supplemental Funding)			0.00%	-		\$ 37,711,463			0.00%	-		\$ 38,456,062					

Saint Helena Unified (66290) - 2022-23 Original Budget						v.23.1a
LOCAL CONTROL FUNDING FORMULA						2026-27
LCFF ENTITLEMENT CALCULATION						
Calculation Factors	COLA & Augmentation		Base Grant Proration	Unduplicated Pupil Percentage		Total
	ADA	Base	Grade Span	Supplemental	Concentration	
	3.58%		0.00%	45.41%	45.41%	
Grades TK-3	277.33	\$ 9,824	\$ 1,022	\$ 985	\$ -	\$ 3,281,100
Grades 4-6	217.45	9,972		906	-	2,365,346
Grades 7-8	158.15	10,268		933	-	1,771,365
Grades 9-12	435.06	11,898	309	1,109	-	5,793,102
Subtract Necessary Small School ADA and Funding	-	-	-	-	-	-
Total Base, Supplemental, and Concentration Grant		\$ 11,693,129	\$ 417,864	\$ 1,099,920	\$ -	\$ 13,210,913
NSS Allowance		-	-	-	-	-
TOTAL BASE	1,087.99	\$ 11,693,129	\$ 417,864	\$ 1,099,920	\$ -	\$ 13,210,913
ADD ONS:						
Targeted Instructional Improvement Block Grant						\$ 104,087
Home-to-School Transportation						231,880
Small School District Bus Replacement Program						-
ECONOMIC RECOVERY TARGET PAYMENT						-
LCFF ENTITLEMENT						\$ 13,546,880
STATE AID CALCULATION						
Miscellaneous Adjustments						-
Adjusted LCFF Entitlement						13,546,880
Local Revenue (including RDA)						(38,734,062)
Gross State Aid						\$ -
MINIMUM STATE AID CALCULATION						
			12-13 Rate	2026-27 ADA		Minimum State Aid
2012-13 RL/Charter Gen BG adjusted for ADA			\$ 5,869.28	1,087.99		\$ 6,385,718
2012-13 NSS Allowance (deficit)						-
Minimum State Aid Adjustments						-
Less Current Year Property Taxes/In-Lieu						(38,734,062)
Subtotal State Aid for Historical RL/Charter General BG						-
Categorical funding from 2012-13 net of fair share reduction						481,492
Charter School Categorical Block Grant adjusted for ADA						-
Minimum State Aid Guarantee Before Proration Factor						481,492
Proration Factor						0.00%
Minimum State Aid Guarantee						\$ 481,492
CHARTER SCHOOL MINIMUM STATE AID OFFSET						
LCFF Entitlement						-
Minimum State Aid plus Property Taxes including RDA						-
Offset						-
Minimum State Aid Prior to Offset						-
Total Minimum State Aid with Offset						-
GROSS STATE AID						\$ 481,492
ADDITIONAL STATE AID						\$ -
LCFF Entitlement (before COE transfer, Choice & Charter Supplemental)						\$ 13,546,880
Change Over Prior Year			3.49%	456,616		
LCFF Entitlement Per ADA						12,451
Per-ADA Change Over Prior Year			3.48%	419		
Basic Aid Status (school districts only)						Basic Aid
LCFF SOURCES INCLUDING EXCESS TAXES						
				Increase		2026-27
State Aid		0.00%		-		\$ 481,492
Education Protection Account						-
Property Taxes Net of In-Lieu Transfers		0.00%		-		38,734,062
Charter In-Lieu Taxes		0.00%		-		-
Total LCFF (Excludes Basic Aid Choice and Basic Aid Supplemental Funding)		0.00%		-		\$ 39,215,554

Saint Helena Unified (66290) - 2022-23 Original Budget						04.29.2022				
EDUCATION PROTECTION ACCOUNT										
Certification Period:	Est. Annual 2019-20	2020-21	Est. Annual 2020-21	2021-22	Est. Annual 2021-22	2022-23	2023-24	2024-25	2025-26	2026-27
EDUCATION PROTECTION ACCOUNT (EPA) MINIMUM ENTITLEMENT										
A-1 Total ADA for EPA Minimum	1,202.36	1,177.19	1,177.19	1,177.19	1,177.19	-	-	-	-	-
A-2 Minimum Funding per ADA	\$ 200	\$ 200	\$ 200	\$ 200	\$ 200	\$ 200	\$ 200	\$ 200	\$ 200	\$ 200
A-3 EPA Minimum Funding (A-1 * A-2)	\$ 240,472	\$ 235,438	\$ 235,438	\$ 235,438	\$ 235,438	\$ -	\$ -	\$ -	\$ -	\$ -
EPA PROPORTIONATE SHARE CAP										
Adjusted Total Revenue Limit	\$ 7,056,988	\$ 6,909,258	\$ 6,909,258	\$ 6,909,258	\$ 6,909,258	\$ 6,424,866	\$ 6,385,718	\$ 6,385,718	\$ 6,385,718	\$ 6,385,718
Current Year Adjusted NSS Allowance	\$ -	\$ -	\$ -	\$ -	\$ -	\$ -	\$ -	\$ -	\$ -	\$ -
B-12 Adjusted Revenue Limit/Adjusted General Purpose Funding for EPA	\$ 7,056,988	\$ 6,909,258	\$ 6,909,258	\$ 6,909,258	\$ 6,909,258	\$ 6,424,866	\$ 6,385,718	\$ 6,385,718	\$ 6,385,718	\$ 6,385,718
B-13 Local Revenue/In-Lieu of Property Taxes	\$ 33,035,508	\$ 34,291,532	\$ 34,291,532	\$ 35,153,220	\$ 35,153,220	\$ 35,784,286	\$ 36,499,972	\$ 37,229,971	\$ 37,974,570	\$ 38,734,062
B-14 EPA Proportionate Share Cap (B-12 - B-13; If less than 0, B-14 = 0)	\$ -	\$ -	\$ -	\$ -	\$ -	\$ -	\$ -	\$ -	\$ -	\$ -
EPA PROPORTIONATE SHARE										
C-1 Adjusted Revenue Limit/Adjusted General Purpose Funding for EPA	\$7,056,988	\$ 6,909,258	\$6,909,258	\$6,909,258	\$6,909,258	\$6,424,866	\$6,385,718	\$6,385,718	\$6,385,718	\$6,385,718
C-2 Statewide EPA Proportionate Share Ratio (as of P-2 certification)	N/A	70.06785065%	N/A	49.17914663%	N/A	49.17914663%	0.00000000%	0.00000000%	0.00000000%	0.00000000%
C-3 EPA Proportionate Share (C-1 * C-2)	\$ 1,138,857	\$ 4,841,168	\$ 4,841,168	\$ 3,397,914	\$ 3,397,914	\$ 3,159,694	\$ -	\$ -	\$ -	\$ -
EPA ENTITLEMENT										
D-1 EPA Entitlement (If C-3 < B-14, then C-3; else B-14); (If C-3 and B-14 < A-3, then A-3)	\$ 240,472	\$ 235,438	\$ 235,438	\$ 235,438	\$ 235,438	\$ -	\$ -	\$ -	\$ -	\$ -
D-2 Miscellaneous Adjustments**	\$ -	\$ -	\$ -	\$ -	\$ -	\$ -	\$ -	\$ -	\$ -	\$ -
D-3 Adjusted EPA Entitlement (D-1 + D-2)	240,472	235,438	235,438	235,438	235,438	-	-	-	-	-
D-4 Prior Year Annual Adjustment	N/A	\$ (10,576)	N/A	\$ -	N/A	-	-	-	-	-
D-5 P2 Entitlement Net of PY Adjustment	N/A	\$ 224,862	N/A	\$ 235,438	N/A	-	-	-	-	-
C-2 Statewide EPA Proportionate Share Ratio (as of Annual certification)	16.13801139%	70.06785065%	70.06785065%	49.17914663%	49.17914663%	0.00000000%	0.00000000%	0.00000000%	0.00000000%	0.00000000%
Adjusted EPA Allocation (used to calculate LCFF Revenue)	N/A	\$ 235,438	N/A	\$ 235,438	N/A	-	-	-	-	-

Saint Helena Unified (66290) - 2022-23 Original Budget		04.29.2022							
	2019-20	2020-21	2021-22	2022-23	2023-24	2024-25	2025-26	2026-27	
SUMMARY OF FUNDING									
General Assumptions									
COLA & Augmentation	3.26%	0.00%	5.07%	5.33%	3.61%	3.64%	3.62%	3.58%	
Base Grant Proration Factor	-	0.00%	0.00%	0.00%	0.00%	0.00%	0.00%	0.00%	
Add-on, ERT & MSA Proration Factor	-	0.00%	0.00%	0.00%	0.00%	0.00%	0.00%	0.00%	
LCFF Entitlement									
Base Grant	\$10,114,513	\$9,890,652	\$10,392,408	\$10,214,578	\$10,512,538	\$10,894,825	\$11,288,864	\$11,693,129	
Grade Span Adjustment	369,280	371,259	390,063	362,139	375,813	389,316	403,530	417,864	
Supplemental Grant	914,187	914,337	982,715	963,750	988,881	1,024,826	1,061,903	1,099,920	
Concentration Grant	-	-	-	-	-	-	-	-	
Add-ons: Targeted Instructional Improvement Block Grant	104,087	104,087	104,087	104,087	104,087	104,087	104,087	104,087	
Add-ons: Home-to-School Transportation	231,880	231,880	231,880	231,880	231,880	231,880	231,880	231,880	
Add-ons: Small School District Bus Replacement Program	-	-	-	-	-	-	-	-	
Total LCFF Entitlement Before Adjustments, ERT & Additional State Aid	\$11,733,947	\$11,512,215	\$12,101,153	\$11,876,434	\$12,213,199	\$12,644,934	\$13,090,264	\$13,546,880	
Miscellaneous Adjustments	-	-	-	-	-	-	-	-	
Economic Recovery Target	-	-	-	-	-	-	-	-	
Additional State Aid	-	-	-	-	-	-	-	-	
Total LCFF Entitlement	11,733,947	11,512,215	12,101,153	11,876,434	12,213,199	12,644,934	13,090,264	13,546,880	
LCFF Entitlement Per ADA	\$ 9,759	\$ 9,779	\$ 10,280	\$ 10,849	\$ 11,225	\$ 11,622	\$ 12,032	\$ 12,451	
Components of LCFF By Object Code									
State Aid (Object Code 8011)	\$ 481,492	\$ 481,492	\$ 481,492	\$ 481,492	\$ 481,492	\$ 481,492	\$ 481,492	\$ 481,492	
EPA (for LCFF Calculation purposes)	\$ 240,472	\$ 235,438	\$ 235,438	\$ -	\$ -	\$ -	\$ -	\$ -	
<i>Local Revenue Sources:</i>									
Property Taxes (Object 8021 to 8089)	\$ 33,035,508	\$ 34,291,532	\$ 35,153,220	\$ 35,784,286	\$ 36,499,972	\$ 37,229,971	\$ 37,974,570	\$ 38,734,062	
In-Lieu of Property Taxes (Object Code 8096)	-	-	-	-	-	-	-	-	
<i>Property Taxes net of In-Lieu</i>	<i>\$ 33,035,508</i>	<i>\$ 34,291,532</i>	<i>\$ 35,153,220</i>	<i>\$ 35,784,286</i>	<i>\$ 36,499,972</i>	<i>\$ 37,229,971</i>	<i>\$ 37,974,570</i>	<i>\$ 38,734,062</i>	
TOTAL FUNDING	33,757,472	35,008,462	35,870,150	36,265,778	36,981,464	37,711,463	38,456,062	39,215,554	
Basic Aid Status									
Excess Taxes	\$ 21,783,053	\$ 23,260,809	\$ 23,533,559	\$ 24,389,344	\$ 24,768,265	\$ 25,066,529	\$ 25,365,798	\$ 25,668,674	
EPA in Excess to LCFF Funding	\$ 240,472	\$ 235,438	\$ 235,438	\$ -	\$ -	\$ -	\$ -	\$ -	
Total LCFF Entitlement	11,733,947	11,512,215	12,101,153	11,876,434	12,213,199	12,644,934	13,090,264	13,546,880	
SUMMARY OF EPA									
% of Adjusted Revenue Limit - Annual	16.13801139%	70.06785065%	49.17914663%	0.00000000%	0.00000000%	0.00000000%	0.00000000%	0.00000000%	
% of Adjusted Revenue Limit - P-2	16.08698870%	70.06785065%	49.17914663%	49.17914663%	0.00000000%	0.00000000%	0.00000000%	0.00000000%	
EPA (for LCFF Calculation purposes)	\$ 240,472	\$ 235,438	\$ 235,438	\$ -	\$ -	\$ -	\$ -	\$ -	
EPA, Current Year (Object Code 8012) (P-2 plus Current Year Accrual)	\$ 240,472	\$ 235,438	\$ 235,438	\$ -	\$ -	\$ -	\$ -	\$ -	
EPA, Prior Year Adjustment (Object Code 8019) (P-A less Prior Year Accrual)	\$ (218.00)	\$ (10,576.00)	\$ -	\$ -	\$ -	\$ -	\$ -	\$ -	
Accrual (from Data Entry tab)	-	-	-	-	-	-	-	-	

Saint Helena Unified (66290) - 2022-23 Original Budget		04.29.2022							
	2019-20	2020-21	2021-22	2022-23	2023-24	2024-25	2025-26	2026-27	
LCAP PERCENTAGE TO INCREASE OR IMPROVE SERVICES									
Base Grant (Excludes add-ons for TIIG and Transportation)	\$ 10,483,793	\$ 10,261,911	\$ 10,782,471	\$ 10,576,717	\$ 10,888,351	\$ 11,284,141	\$ 11,692,394	\$ 12,110,993	
Supplemental and Concentration Grant funding in the LCAP year	\$ 914,187	\$ 914,337	\$ 982,715	\$ 963,750	\$ 988,881	\$ 1,024,826	\$ 1,061,903	\$ 1,099,920	
Percentage to Increase or Improve Services	8.72%	8.91%	9.11%	9.11%	9.08%	9.08%	9.08%	9.08%	9.08%

SUMMARY OF STUDENT POPULATION									
Unduplicated Pupil Population									
Enrollment	1,243	1,187	1,145	1,145	1,145	1,145	1,145	1,145	1,145
COE Enrollment	-	-	-	-	-	-	-	-	-
Total Enrollment	1,243	1,187	1,145	1,145	1,145	1,145	1,145	1,145	1,145
Unduplicated Pupil Count	565	544	520	520	520	520	520	520	520
COE Unduplicated Pupil Count	-	-	-	-	-	-	-	-	-
Total Unduplicated Pupil Count	565	544	520	520	520	520	520	520	520
Rolling %, Supplemental Grant	43.6000%	44.5500%	45.5700%	45.5600%	45.4100%	45.4100%	45.4100%	45.4100%	45.4100%
Rolling %, Concentration Grant	43.6000%	44.5500%	45.5700%	45.5600%	45.4100%	45.4100%	45.4100%	45.4100%	45.4100%

Saint Helena Unified (66290) - 2022-23 Original Budget				04.29.2022				
	2019-20	2020-21	2021-22	2022-23	2023-24	2024-25	2025-26	2026-27
SUMMARY OF LCFF ADA								
Prior Year ADA for the Hold Harmless - (net of current year charter shift)								
Grades TK-3	318.63	325.38	325.38	275.27	277.33	277.33	277.33	277.33
Grades 4-6	232.44	236.15	236.15	219.18	217.45	217.45	217.45	217.45
Grades 7-8	181.92	160.39	160.39	158.98	158.15	158.15	158.15	158.15
Grades 9-12	469.37	455.27	455.27	441.23	435.06	435.06	435.06	435.06
LCFF Subtotal	1,202.36	1,177.19	1,177.19	1,094.66	1,087.99	1,087.99	1,087.99	1,087.99
NSS	-	-	-	-	-	-	-	-
Combined Subtotal	1,202.36	1,177.19	1,177.19	1,094.66	1,087.99	1,087.99	1,087.99	1,087.99
Current Year ADA								
Grades TK-3	325.38	325.38	275.27	277.33	277.33	277.33	277.33	277.33
Grades 4-6	236.15	236.15	219.18	217.45	217.45	217.45	217.45	217.45
Grades 7-8	160.39	160.39	158.98	158.15	158.15	158.15	158.15	158.15
Grades 9-12	455.27	455.27	441.23	435.06	435.06	435.06	435.06	435.06
LCFF Subtotal	1,177.19	1,177.19	1,094.66	1,087.99	1,087.99	1,087.99	1,087.99	1,087.99
NSS	-	-	-	-	-	-	-	-
Combined Subtotal	1,177.19	1,177.19	1,094.66	1,087.99	1,087.99	1,087.99	1,087.99	1,087.99
Change in LCFF ADA (excludes NSS ADA)	(25.17)	-	(82.53)	(6.67)	-	-	-	-
	Decline	No Change	Decline	Decline	No Change	No Change	No Change	No Change
Funded LCFF ADA for the Hold Harmless								
Grades TK-3	318.63	325.38	325.38	275.27	277.33	277.33	277.33	277.33
Grades 4-6	232.44	236.15	236.15	219.18	217.45	217.45	217.45	217.45
Grades 7-8	181.92	160.39	160.39	158.98	158.15	158.15	158.15	158.15
Grades 9-12	469.37	455.27	455.27	441.23	435.06	435.06	435.06	435.06
Subtotal	1,202.36	1,177.19	1,177.19	1,094.66	1,087.99	1,087.99	1,087.99	1,087.99
	Prior	Current	Prior	Prior	Current	Current	Current	Current
Funded NSS ADA								
Grades TK-3	-	-	-	-	-	-	-	-
Grades 4-6	-	-	-	-	-	-	-	-
Grades 7-8	-	-	-	-	-	-	-	-
Grades 9-12	-	-	-	-	-	-	-	-
Subtotal	-	-	-	-	-	-	-	-
	Prior	Prior	Prior	Prior	Prior	Prior	Prior	Prior
NPS, CDS, & COE Operated								
Grades TK-3	-	-	-	-	-	-	-	-
Grades 4-6	-	-	-	-	-	-	-	-
Grades 7-8	-	-	-	-	-	-	-	-
Grades 9-12	-	-	-	-	-	-	-	-
Subtotal	-	-	-	-	-	-	-	-
ACTUAL ADA (Current Year Only)								
Grades TK-3	325.38	325.38	275.27	277.33	277.33	277.33	277.33	277.33
Grades 4-6	236.15	236.15	219.18	217.45	217.45	217.45	217.45	217.45
Grades 7-8	160.39	160.39	158.98	158.15	158.15	158.15	158.15	158.15
Grades 9-12	455.27	455.27	441.23	435.06	435.06	435.06	435.06	435.06
Total Actual ADA	1,177.19	1,177.19	1,094.66	1,087.99	1,087.99	1,087.99	1,087.99	1,087.99
TOTAL FUNDED ADA								
Grades TK-3	318.63	325.38	325.38	275.27	277.33	277.33	277.33	277.33
Grades 4-6	232.44	236.15	236.15	219.18	217.45	217.45	217.45	217.45
Grades 7-8	181.92	160.39	160.39	158.98	158.15	158.15	158.15	158.15
Grades 9-12	469.37	455.27	455.27	441.23	435.06	435.06	435.06	435.06
Total	1,202.36	1,177.19	1,177.19	1,094.66	1,087.99	1,087.99	1,087.99	1,087.99
Funded Difference (Funded ADA less Actual ADA)	25.17	-	82.53	6.67	-	-	-	-

Saint Helena Unified (66290) - 2022-23 Original Budget	04.29.2022							
	2019-20	2020-21	2021-22	2022-23	2023-24	2024-25	2025-26	2026-27

Saint Helena Unified (66290) - 2022-23 Original Budget		04.29.2022							
		2019-20	2020-21	2021-22	2022-23	2023-24	2024-25	2025-26	2026-27
PER-ADA FUNDING LEVELS									
Base, Supplemental and Concentration Rate per ADA									
Grades TK-3	\$	9,244	\$ 9,261	\$ 9,749	\$ 10,267	\$ 10,637	\$ 11,023	\$ 11,421	\$ 11,831
Grades 4-6	\$	8,500	\$ 8,515	\$ 8,964	\$ 9,441	\$ 9,779	\$ 10,135	\$ 10,501	\$ 10,878
Grades 7-8	\$	8,752	\$ 8,767	\$ 9,229	\$ 9,721	\$ 10,069	\$ 10,436	\$ 10,813	\$ 11,201
Grades 9-12	\$	10,407	\$ 10,425	\$ 10,974	\$ 11,557	\$ 11,972	\$ 12,407	\$ 12,856	\$ 13,316
Base Grants									
Grades TK-3	\$	7,702	\$ 7,702	\$ 8,093	\$ 8,524	\$ 8,832	\$ 9,153	\$ 9,484	\$ 9,824
Grades 4-6	\$	7,818	\$ 7,818	\$ 8,215	\$ 8,653	\$ 8,965	\$ 9,291	\$ 9,627	\$ 9,972
Grades 7-8	\$	8,050	\$ 8,050	\$ 8,458	\$ 8,909	\$ 9,231	\$ 9,567	\$ 9,913	\$ 10,268
Grades 9-12	\$	9,329	\$ 9,329	\$ 9,802	\$ 10,324	\$ 10,697	\$ 11,086	\$ 11,487	\$ 11,898
Grade Span Adjustment									
Grades TK-3	\$	801	\$ 801	\$ 842	\$ 886	\$ 919	\$ 952	\$ 986	\$ 1,022
Grades 9-12	\$	243	\$ 243	\$ 255	\$ 268	\$ 278	\$ 288	\$ 299	\$ 309
Prorated Base, Supplemental and Concentration Rate per ADA									
Grades TK-3	\$	8,503	\$ 8,503	\$ 8,935	\$ 9,410	\$ 9,751	\$ 10,105	\$ 10,470	\$ 10,846
Grades 4-6	\$	7,818	\$ 7,818	\$ 8,215	\$ 8,653	\$ 8,965	\$ 9,291	\$ 9,627	\$ 9,972
Grades 7-8	\$	8,050	\$ 8,050	\$ 8,458	\$ 8,909	\$ 9,231	\$ 9,567	\$ 9,913	\$ 10,268
Grades 9-12	\$	9,572	\$ 9,572	\$ 10,057	\$ 10,592	\$ 10,975	\$ 11,374	\$ 11,786	\$ 12,207
Prorated Base Grants									
Grades TK-3	\$	7,702	\$ 7,702	\$ 8,093	\$ 8,524	\$ 8,832	\$ 9,153	\$ 9,484	\$ 9,824
Grades 4-6	\$	7,818	\$ 7,818	\$ 8,215	\$ 8,653	\$ 8,965	\$ 9,291	\$ 9,627	\$ 9,972
Grades 7-8	\$	8,050	\$ 8,050	\$ 8,458	\$ 8,909	\$ 9,231	\$ 9,567	\$ 9,913	\$ 10,268
Grades 9-12	\$	9,329	\$ 9,329	\$ 9,802	\$ 10,324	\$ 10,697	\$ 11,086	\$ 11,487	\$ 11,898
Prorated Grade Span Adjustment									
Grades TK-3	\$	801	\$ 801	\$ 842	\$ 886	\$ 919	\$ 952	\$ 986	\$ 1,022
Grades 9-12	\$	243	\$ 243	\$ 255	\$ 268	\$ 278	\$ 288	\$ 299	\$ 309
Supplemental Grant									
		20%	20%	20%	20%	20%	20%	20%	20%
Maximum - 1.00 ADA, 100% UPP									
Grades TK-3	\$	1,701	\$ 1,701	\$ 1,787	\$ 1,882	\$ 1,950	\$ 2,021	\$ 2,094	\$ 2,169
Grades 4-6	\$	1,564	\$ 1,564	\$ 1,643	\$ 1,731	\$ 1,793	\$ 1,858	\$ 1,925	\$ 1,994
Grades 7-8	\$	1,610	\$ 1,610	\$ 1,692	\$ 1,782	\$ 1,846	\$ 1,913	\$ 1,983	\$ 2,054
Grades 9-12	\$	1,914	\$ 1,914	\$ 2,011	\$ 2,118	\$ 2,195	\$ 2,275	\$ 2,357	\$ 2,441
Actual - 1.00 ADA, Local UPP as follows:									
		43.60%	44.55%	45.57%	45.56%	45.41%	45.41%	45.41%	45.41%
Grades TK-3	\$	741	\$ 758	\$ 814	\$ 857	\$ 886	\$ 918	\$ 951	\$ 985
Grades 4-6	\$	682	\$ 697	\$ 749	\$ 788	\$ 814	\$ 844	\$ 874	\$ 906
Grades 7-8	\$	702	\$ 717	\$ 771	\$ 812	\$ 838	\$ 869	\$ 900	\$ 933
Grades 9-12	\$	835	\$ 853	\$ 917	\$ 965	\$ 997	\$ 1,033	\$ 1,070	\$ 1,109
Concentration Grant (>55% population)									
		50%	50%	65%	65%	65%	65%	65%	65%
Maximum - 1.00 ADA, 100% UPP									
Grades TK-3	\$	4,252	\$ 4,252	\$ 5,808	\$ 6,117	\$ 6,338	\$ 6,568	\$ 6,806	\$ 7,050
Grades 4-6	\$	3,909	\$ 3,909	\$ 5,340	\$ 5,624	\$ 5,827	\$ 6,039	\$ 6,258	\$ 6,482
Grades 7-8	\$	4,025	\$ 4,025	\$ 5,498	\$ 5,791	\$ 6,000	\$ 6,219	\$ 6,443	\$ 6,674
Grades 9-12	\$	4,786	\$ 4,786	\$ 6,537	\$ 6,885	\$ 7,134	\$ 7,393	\$ 7,661	\$ 7,935
Actual - 1.00 ADA, Local UPP >55% as follows:									
		0.0000%	0.0000%	0.0000%	0.0000%	0.0000%	0.0000%	0.0000%	0.0000%
Grades TK-3	\$	-	\$ -	\$ -	\$ -	\$ -	\$ -	\$ -	\$ -
Grades 4-6	\$	-	\$ -	\$ -	\$ -	\$ -	\$ -	\$ -	\$ -
Grades 7-8	\$	-	\$ -	\$ -	\$ -	\$ -	\$ -	\$ -	\$ -
Grades 9-12	\$	-	\$ -	\$ -	\$ -	\$ -	\$ -	\$ -	\$ -

Saint Helena Unified (66290) - 2022-23 Original Budget

Charts and Graphs

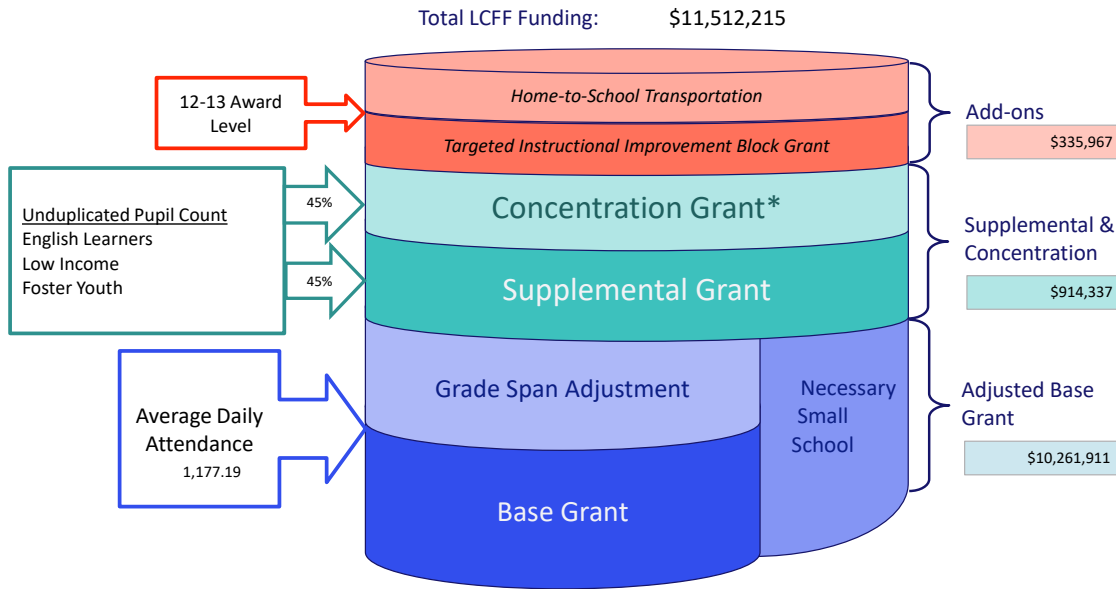
Charts and graphs provided on this tab represent one computational methodology and are not intended to set or communicate any standards of the California Department of Education (CDE) or the Fiscal Crisis and Management Assistance Team (FCMAT). The Graphs tab remains unprotected to allow editing for local standards.

2020-21

Change the fiscal year here to update all of the charts and graphics on this page that only display one fiscal year.

Components of LCFF Entitlement

	2020-21		
Base Grant	\$ 9,890,652	1,177.19 ADA	
Grade Span Adjustment	\$ 371,259	\$ 10,261,911	Adjusted Base Grant
Supplemental Grant	\$ 914,337	45%	
Concentration Grant	\$ -	45%	\$ 914,337
Add-ons: Targeted Instructional Improvement Block Grant	\$ 104,087		Supplemental & Concentration
Add-ons: Home-to-School Transportation	\$ 231,880		
Add-ons: Small School District Bus Replacement Program	\$ -		\$ 335,967
Total	\$ 11,512,215		\$ 11,512,215

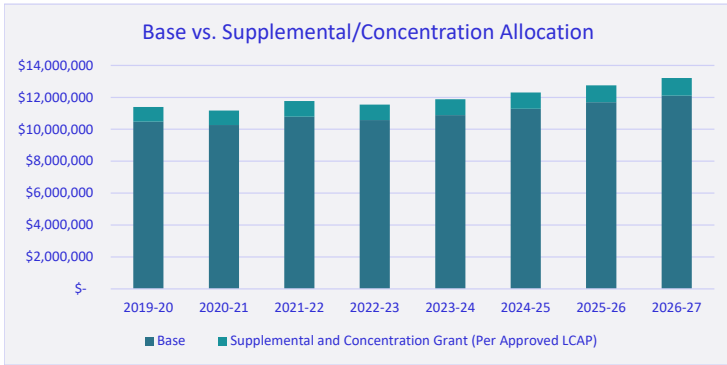


*Unduplicated Pupil Percentage must be above 55% to receive Concentration Grant funding

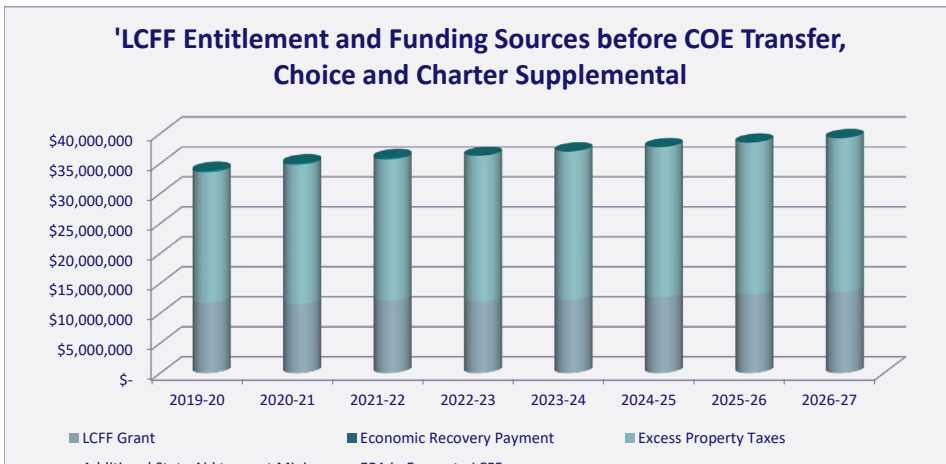
Saint Helena Unified (66290) - 2022-23 Original Budget

Charts and Graphs

Minimum Proportionality Analysis									
	2019-20	2020-21	2021-22	2022-23	2023-24	2024-25	2025-26	2026-27	
Base	\$ 10,483,793	\$ 10,261,911	\$ 10,782,471	\$ 10,576,717	\$ 10,888,351	\$ 11,284,141	\$ 11,692,394	\$ 12,110,993	
Supplemental and Concentration Grant (Per Approved LCAP)	914,187	914,337	982,715	963,750	988,881	1,024,826	1,061,903	1,099,920	
Total	\$ 11,733,947	\$ 11,512,215	\$ 12,101,153	\$ 11,876,434	\$ 12,213,199	\$ 12,644,934	\$ 13,090,264	\$ 13,546,880	



Funding Sources									
	2019-20	2020-21	2021-22	2022-23	2023-24	2024-25	2025-26	2026-27	
Excess Property Taxes	\$ 21,783,053	\$ 23,260,809	\$ 23,533,559	\$ 24,389,344	\$ 24,768,265	\$ 25,066,529	\$ 25,365,798	\$ 25,668,674	
Additional State Aid to meet Minimum	\$ -	\$ -	\$ -	\$ -	\$ -	\$ -	\$ -	\$ -	
EPA in Excess to LCFF	\$ 240,472	\$ 235,438	\$ 235,438	\$ -	\$ -	\$ -	\$ -	\$ -	
Economic Recovery Payment	\$ -	\$ -	\$ -	\$ -	\$ -	\$ -	\$ -	\$ -	
LCFF Grant	\$ 11,733,947	\$ 11,512,215	\$ 12,101,153	\$ 11,876,434	\$ 12,213,199	\$ 12,644,934	\$ 13,090,264	\$ 13,546,880	
Total General Purpose Funding	\$ 33,757,472	\$ 35,008,462	\$ 35,870,150	\$ 36,265,778	\$ 36,981,464	\$ 37,711,463	\$ 38,456,062	\$ 39,215,554	

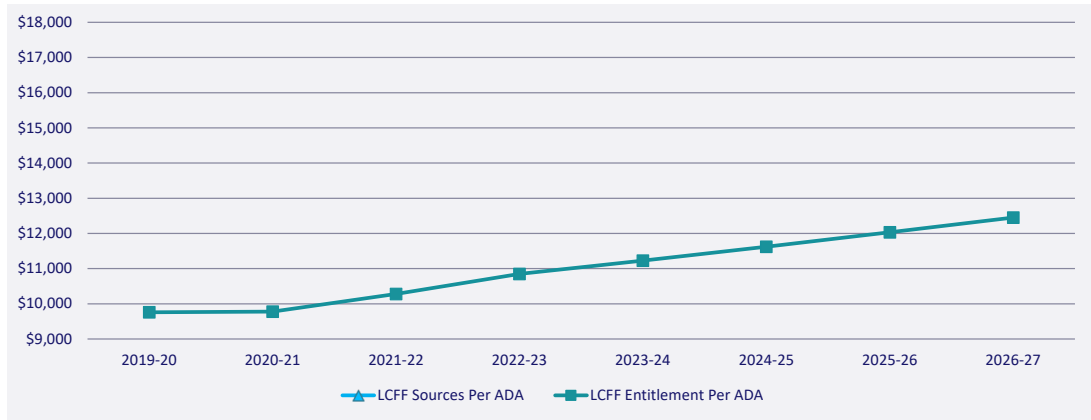


Saint Helena Unified (66290) - 2022-23 Original Budget

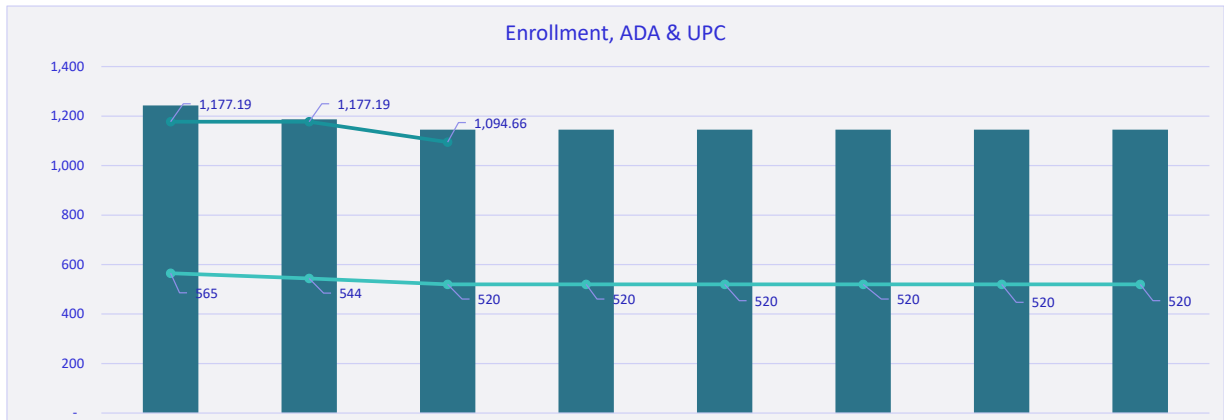
Charts and Graphs

Additional State Aid to meet Minimum EPA in Excess to LCFF

LCFF Entitlement per ADA								
	2019-20	2020-21	2021-22	2022-23	2023-24	2024-25	2025-26	2026-27
Funded ADA	1,202.36	1,177.19	1,177.19	1,094.66	1,087.99	1,087.99	1,087.99	1,087.99
LCFF Sources per ADA	\$ 28,076.01	\$ 29,739.01	\$ 30,470.99	\$ 33,129.72	\$ 33,990.63	\$ 34,661.59	\$ 35,345.97	\$ 36,044.04
Net Change per ADA		\$ 1,663.00	\$ 731.99	\$ 2,658.72	\$ 860.91	\$ 670.96	\$ 684.38	\$ 698.07
Net Percent Change		5.92%	2.46%	8.73%	2.60%	1.97%	1.97%	1.97%
Estimated LCFF Entitlement per ADA	\$ 9,759.10	\$ 9,779.40	\$ 10,279.69	\$ 10,849.43	\$ 11,225.47	\$ 11,622.29	\$ 12,031.60	\$ 12,451.29
Net Change per ADA		\$ 20.31	\$ 500.29	\$ 569.73	\$ 376.04	\$ 396.82	\$ 409.31	\$ 419.69
Net Percent Change		0.21%	5.12%	5.54%	3.47%	3.53%	3.52%	3.49%



Student Summary								
	2019-20	2020-21	2021-22	2022-23	2023-24	2024-25	2025-26	2026-27
Enrollment (Excluding COE)	1,243	1,187	1,145	1,145	1,145	1,145	1,145	1,145
UPC	565	544	520	520	520	520	520	520
ADA	1,177.19	1,177.19	1,094.66	1,087.99	1,087.99	1,087.99	1,087.99	1,087.99



Saint Helena Unified (66290) - 2022-23 Original Budget

Charts and Graphs

